



lumini Solucoes em Iluminacao LTDA
www.lumini.com.br
Email: laboratorio@lumini.com.br
Tel: +55 11 3437-5555 Fax: +55 11 3437-5555
Address: Rua Ferreira Viana, 716 - Socorro - São Paulo/SP

lumini

LumCAT:

Luminaire: downled md r cob e fa

LampCAT: modulo led 25W 30K irc 90

Ballast type: led driver 700mA

Report No:

Voltage(V): 127.0000

Test No:

Current(A): 0.2270

Number of Lamps: 1

Power (W): 28.7200

Lamp flux(lm): 2800.0

PF: 0.9800

Length(mm): 130

Width(mm): 130

Phm Type: C

Height(mm): 0

Photometric Results

Lumens(lm): 1982.79, Efficiency(%): 70.81% , Luminous Efficacy(lm/W): 69.04

Central intensity(cd): 5019.665, Maximum intensity(cd): 5019.665

Angle of maximum intensity: $C=0.0$ $\gamma=0.0$

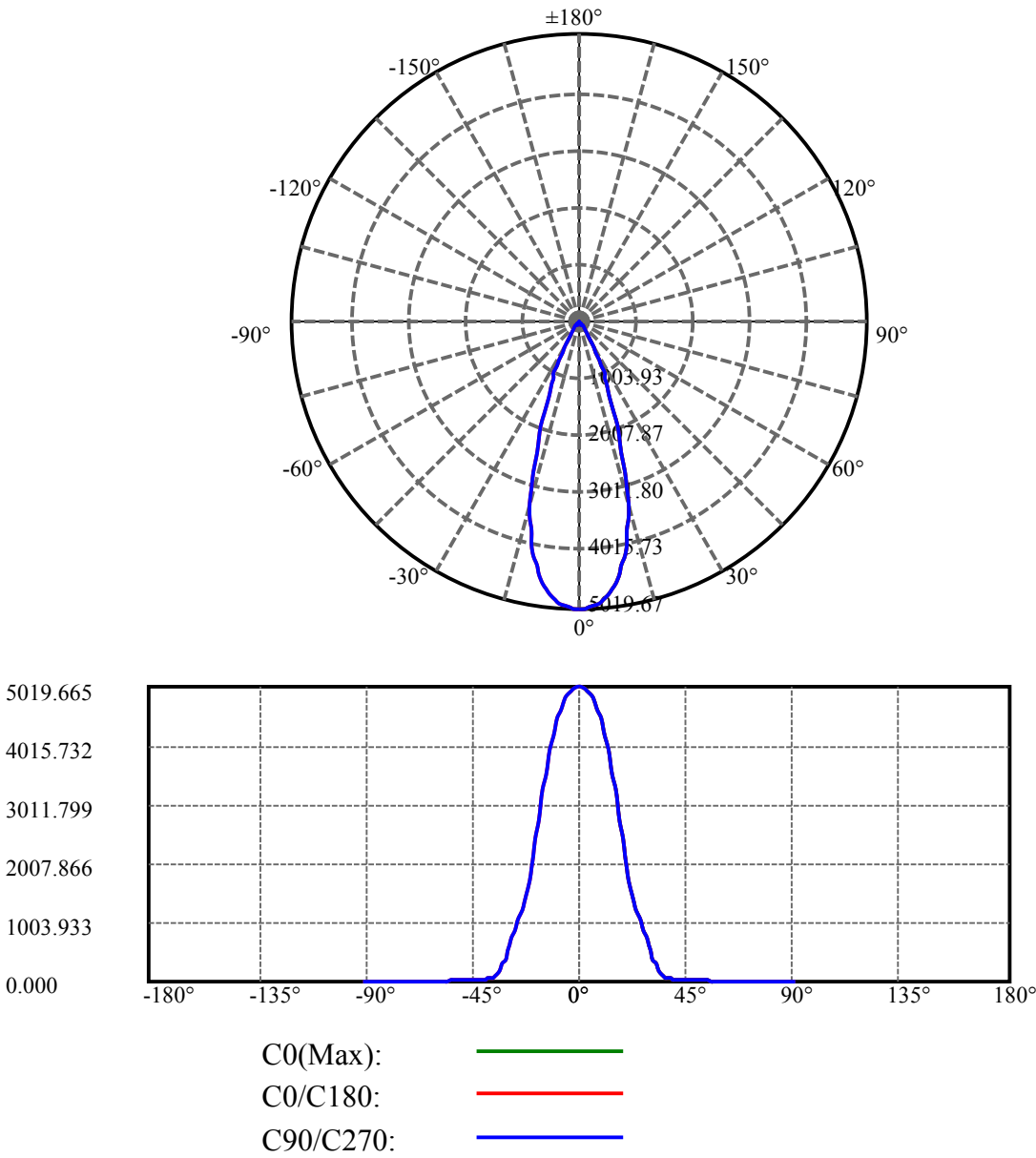
Beam angle of C0 plane : 35.47

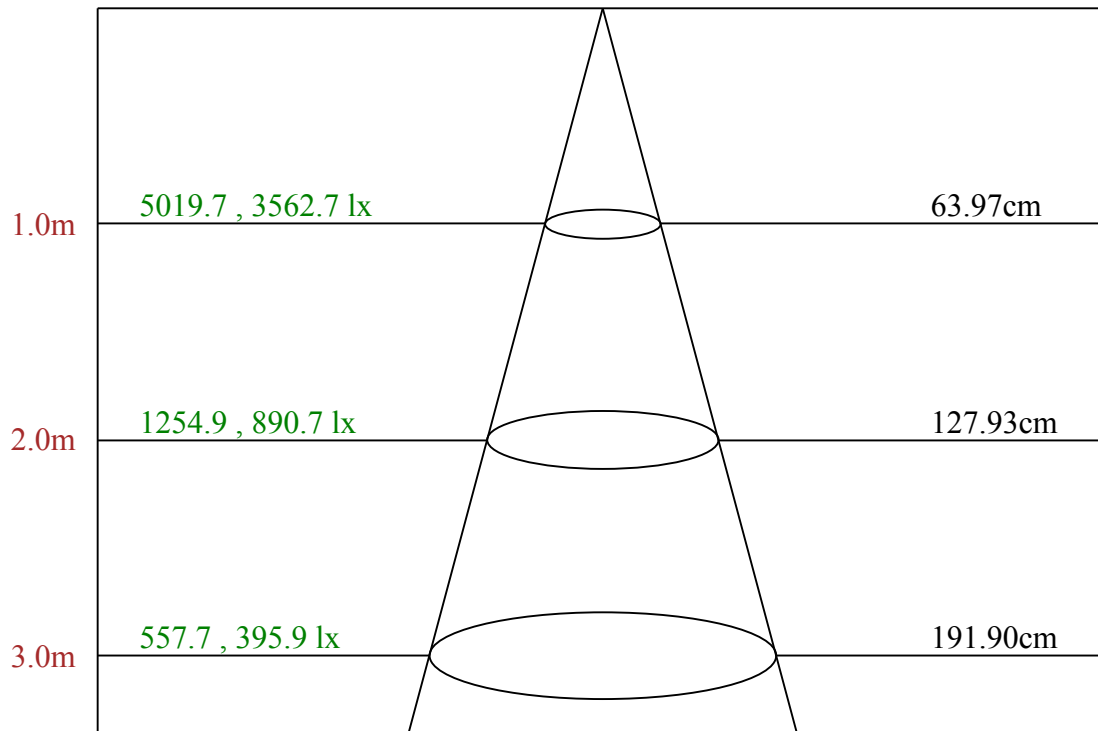
Average BeamAngle(IEC 61341): 35.47

Equipment: equipamento lumini
Temperature(°C): 25.5

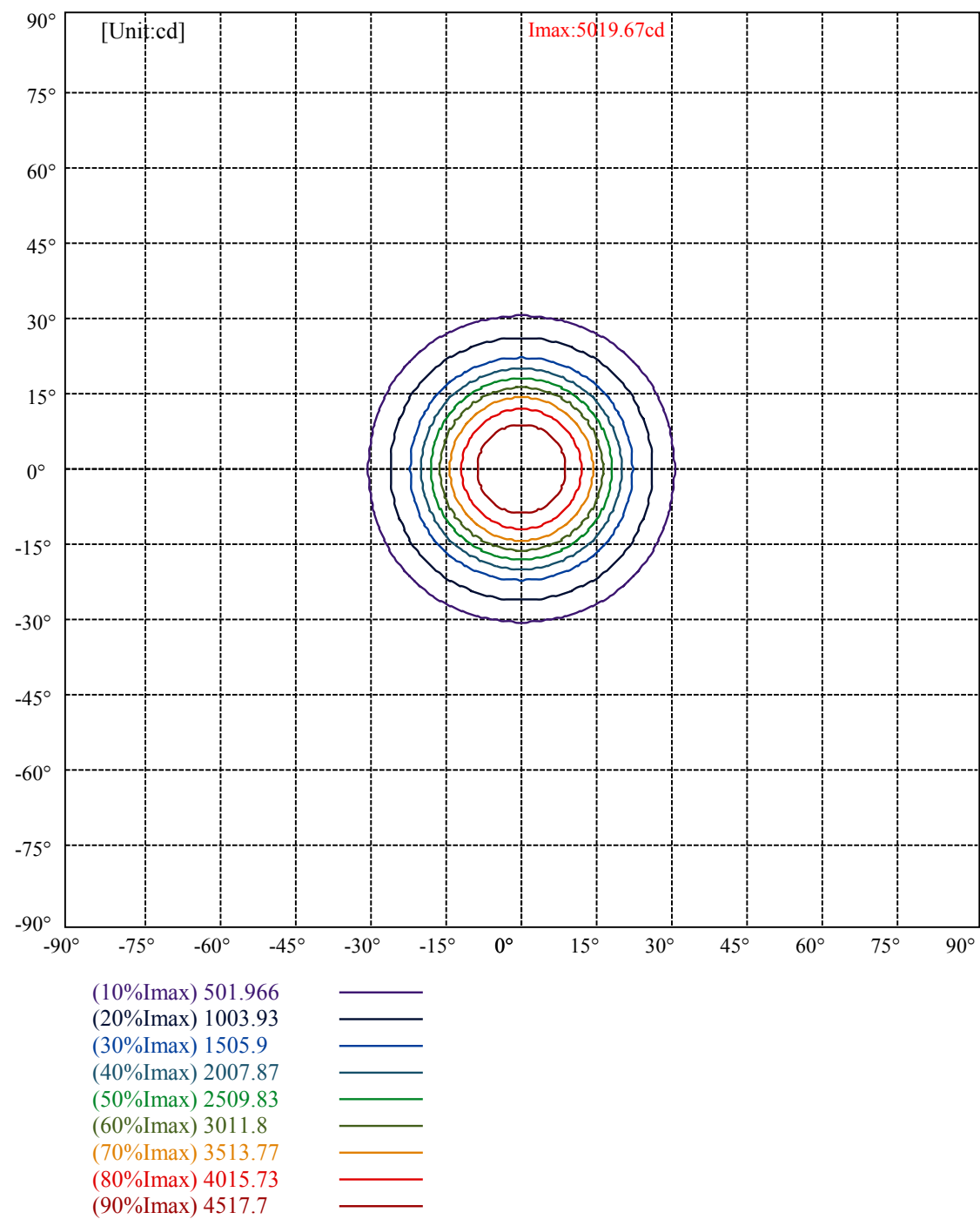
Date: 18/09/2024
Humidity(%): 55.0%

Operator: 01
Distance(m): 6.90





Max , Ave Beam angle of C0 plane 35.47



lumini

Luminance Limiting Curve(no luminous side)

Appendix Page: 5 Total:6

Luminance Table

γ	45	50	55	60	65	70	75	80	85
C0	2566	2007	1557	1352	1173	1112	1415	2125	4008
C45	2566	2007	1557	1352	1173	1112	1415	2125	4008
C90	2566	2007	1557	1352	1173	1112	1415	2125	4008

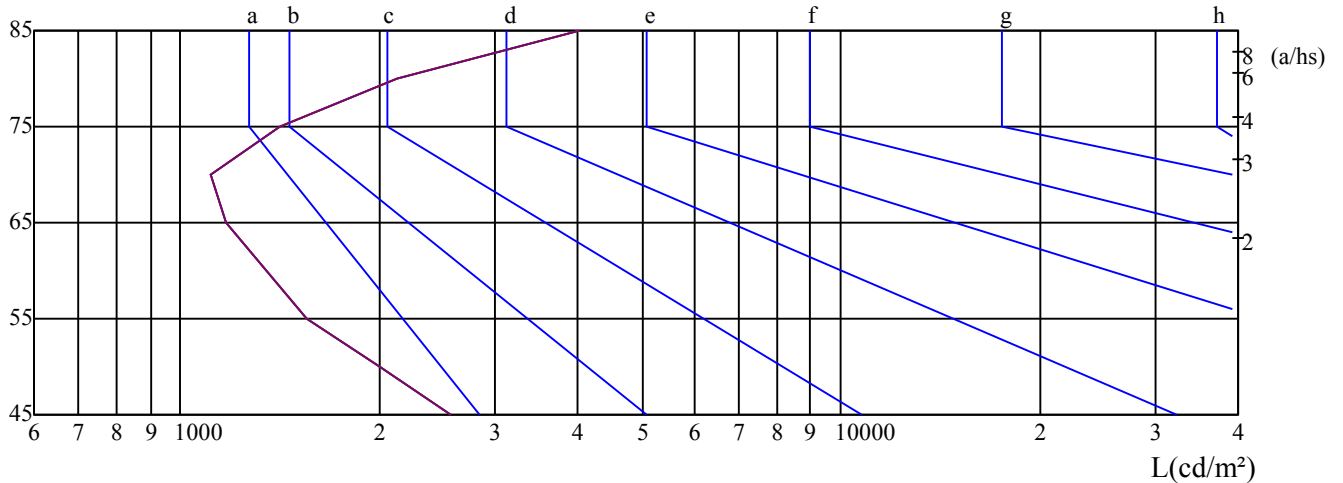
L(Hor)(65)	L(Ver)(65)	L45(65)	L(Hor)(75)	L(Ver)(75)	L45(75)	L(Hor)(85)	L(Ver)(85)	L45(85)
1173	1173	1173	1415	1415	1415	4008	4008	4008

Glare Table

Glare	Quality	Service Values Illuminance(lx)							
1.15	A	2000	1000	500	≤ 300				
1.5	B		2000	1000	500	≤ 300			
1.85	C			2000	1000	500	≤ 300		
2.2	D				2000	1000	500	≤ 300	
2.55	E					2000	1000	500	≤ 300
		a	b	c	d	e	f	g	h

Luminance Limiting Curve

$\gamma(^{\circ})$



C0 ———

C45 ———

C90 ———

Equipment: equipamento lumini
Temperature($^{\circ}$ C): 25.5

Date: 18/09/2024
Humidity(%): 55.0%

Operator: 01
Distance(m): 6.90

Illumination assessment according UGR											
Rf of Ceiling		70	70	50	50	30	70	70	50	50	30
Rf of Wall		50	30	50	30	30	50	30	50	30	30
Rf of Floor		20	20	20	20	20	20	20	20	20	20
Room dimensions		Viewed crosswise					Viewed endwise				
X	Y										
2H	2H	8.29	9.22	8.66	9.53	9.84	8.29	9.22	8.66	9.53	9.84
	3H	8.48	9.30	8.87	9.64	9.99	8.48	9.30	8.87	9.64	9.99
	4H	8.71	9.47	9.11	9.82	10.19	8.71	9.47	9.11	9.82	10.19
	6H	9.22	9.92	9.64	10.29	10.69	9.22	9.92	9.64	10.29	10.69
	8H	9.61	10.27	10.03	10.66	11.07	9.61	10.27	10.03	10.66	11.07
	12H	10.15	10.78	10.58	11.17	11.59	10.15	10.78	10.58	11.17	11.59
4H	2H	8.18	8.93	8.58	9.29	9.66	8.18	8.93	8.58	9.29	9.66
	3H	8.48	9.12	8.91	9.52	9.93	8.48	9.12	8.91	9.52	9.93
	4H	8.92	9.47	9.36	9.89	10.34	8.92	9.47	9.36	9.89	10.34
	6H	9.68	10.16	10.15	10.61	11.07	9.68	10.16	10.15	10.61	11.07
	8H	10.28	10.73	10.76	11.19	11.66	10.28	10.73	10.76	11.19	11.66
	12H	11.07	11.48	11.56	11.94	12.46	11.07	11.48	11.56	11.94	12.46
8H	4H	9.03	9.48	9.52	9.94	10.42	9.03	9.48	9.52	9.94	10.42
	6H	10.08	10.45	10.59	10.93	11.44	10.08	10.45	10.59	10.93	11.44
	8H	10.95	11.25	11.49	11.78	12.28	10.95	11.25	11.49	11.78	12.28
	12H	12.02	12.25	12.56	12.77	13.29	12.02	12.25	12.56	12.77	13.29
12H	4H	9.09	9.50	9.58	9.95	10.47	9.09	9.50	9.58	9.95	10.47
	6H	10.29	10.59	10.82	11.11	11.61	10.29	10.59	10.82	11.11	11.61
	8H	11.23	11.46	11.78	11.98	12.50	11.23	11.46	11.78	11.98	12.50
Variation with the observer position at spacings:											
S = 1.0H		4.8/-2.9					4.8/-2.9				
S = 1.5H		6.2/-2.3					6.2/-2.3				
S = 2.0H		7.0/-1.9					7.0/-1.9				
Standard tables:		BK4					BK4				
Uncorrected UGR		-7.1					-7.1				

依据CIE Publ. 117 计算 UGR, S/H = 0.25